


-  [Up / Sign In](#)
 - [WU Mail](#)
 - [Meine Benutzereinstellungen](#)
 - [My Email & Text Alerts](#)
 - [Meine Webcams](#)
 - [Ausloggen](#)
- [Settings](#)
 - [Settings](#)
 - °F
 - °C
 - [BestForecast](#)
 - [NWS](#)

[What's the difference?](#)

- [Karten & Radar](#)
 - [Karten & Radar](#)
 - [Radar Maps](#)
 - [Interactive Radar](#)
 - [Interactive Satellite](#)
 - [WunderMap](#)
 - [Current Conditions Maps](#)
 - [Forecast Maps](#)
 - [Maps Catalog](#)
- [Unwetter](#)
 - [Unwetter](#)
 - [U.S. Severe Weather Map](#)
 - [Europe Severe Weather Map](#)
 - [Hurricane & Tropical Cyclones](#)
 - [Convective Outlook](#)
 - [Tornadoes](#)
 - [Winter Storms](#)
 - [Wildfires](#)
 - [Preparedness](#)
 - [Weather Alerts](#)
- [News & BlogsLIVE!](#)
 - [News & Blogs](#)
 - [Dr. Jeff Masters](#)
 - [WUNDERBLOG® Directory](#)
 - [Recent News Stories](#)
 - [El Niño Forecast](#)
 - [Weather Infographics](#)
 - [Weather Posters](#)
 - [This Week in WeatherLIVE!](#)
- [Fotos & Videos](#)
 - [Fotos & Videos](#)
 - [WunderPhotos](#)
 - [Webcams](#)
 - [Videos](#)

- [WUTV](#)
- [Historical Weather](#)
- [Activities](#)
 - [Activities](#)
 - [Ski & Snow Reports](#)
 - [Marine Weather](#)
 - [Aviation](#)
 - [Sailing Weather](#)
- [Site Map](#)

- [Personal Weather Station Network](#)
- [Mobile Apps](#)
- [Vorhersage Flyer](#)
- [Weather API for Developers](#)



report this ad

|

why ads?

- [Radar Maps](#)
- [Interactive Radar](#)
- [Interactive Satellite](#)
- [WunderMap](#)
- [Current Conditions Maps](#)
- [Forecast Maps](#)
- [Maps Catalog](#)

- [U.S. Severe Weather Map](#)
- [Europe Severe Weather Map](#)
- [Hurricane & Tropical Cyclones](#)
- [Convective Outlook](#)
- [Tornadoes](#)
- [Winter Storms](#)
- [Wildfires](#)
- [Preparedness](#)
- [Text/Email Alerts](#)

- [Dr. Jeff Masters](#)
- [WUNDERBLOG® Directory](#)
- [Recent News Stories](#)
- [El Niño Forecast](#)
- [Weather Infographics](#)

- [Weather Posters](#)
- [This Week in WeatherLIVE!](#)

- [WunderPhotos](#)
- [Webcams](#)
- [Videos](#)
- [WUTV](#)

- [Ski & Snow Reports](#)
- [Marine Weather](#)
- [Aviation](#)
- [Sailing Weather](#)

- Karten & Radar
- Unwetter
- News & BlogsLIVE!
- Fotos & Videos
- Activities
- More

- Karten & Radar
- Unwetter
- News & BlogsLIVE!
- Fotos & Videos
- Activities
- [Historical Weather](#)
- [Personal Weather Station Network](#)
- [Register Your PWS](#)
- [WU Store](#)
- [Mobile Apps](#)
- [Vorhersage Flyer](#)
- [Weather API for Developers](#)
- [Site Map](#)

- [Radar Maps](#)
- [Interactive Radar](#)
- [Interactive Satellite](#)
- [WunderMap](#)
- [Current Conditions Maps](#)
- [Forecast Maps](#)
- [Maps Catalog](#)

- [U.S. Severe Weather Map](#)
- [Europe Severe Weather Map](#)
- [Hurricane & Tropical Cyclones](#)
- [Convective Outlook](#)

- [Tornadoes](#)
- [Winter Storms](#)
- [Wildfires](#)
- [Preparedness](#)
- [Text/Email Alerts](#)

- [Dr. Jeff Masters](#)
- [WUNDERBLOG® Directory](#)
- [Recent News Stories](#)
- [El Niño Forecast](#)
- [Weather Infographics](#)
- [Weather Posters](#)
- [This Week in WeatherLIVE!](#)

- [WunderPhotos](#)
- [Webcams](#)
- [Videos](#)
- [WUTV](#)

- [Ski & Snow Reports](#)
- [Marine Weather](#)
- [Aviation](#)
- [Sailing Weather](#)

Member Sign In

Email

Password

[Forgot your password?](#)

Sign In

- [Looking for Facebook?](#)

Welcome Back!

We are no longer supporting signing in with Facebook. You can use the same email address but will need to [set a password for your account](#).


Create an Account

Email

Username (numbers and letters only)

Password (5-30 characters) Show

I agree to the [Terms of Service](#)

 I have a gift code Gift code applied. Enjoy **AD FREE** on WU mobile appsof premium free!

Basic - Free

- Upload Photos
- Post Blogs
- Post Comments

Premium - \$10/yr

- **AD FREE** Websites
- **AD FREE** Mobile Apps
- **AD FREE** Emails
- Longer Radar Loops

×

- °F
- °C
- [BestForecast](#)
- [NWS](#)

[What's the difference?](#)

[More Settings](#)

- Popular Cities
- [New York, NY 9.6 °C Heiter](#)
- [London, UK 13 °C Bedeckt](#)
- [Chicago, IL 4.2 °C Wolkg](#)
- [Boston, MA 9.2 °C Wolkg](#)
- [Houston, TX 19.8 °C Bedeckt](#)

- [San Francisco, CA 9.8 °C Teils Wolkig](#)

Personal Weather Station 52 9 INRWSTEI1 [About this PWS](#) | [Report](#)

Report Station

Thank you for reporting this station. We will review the data in question.

You are about to report this weather station for bad data. Please select the information that is incorrect.

- Temperatur
- Druck
- Wind
- Wettervorhersage
- Station Offline

Send Report

[Forecast for Steinfurt, NRW](#) > 52.091 7.195 > 77 m

Personal Weather Station Info

Weather Station ID: INRWSTEI1

Station Name: 52 9

Madis ID:

[This PWS owner has not set any image for his/her station yet.]

Latitude / Longitude: N 52 ° 5 ' 29 " , E 7 ° 11 ' 43 "

Elevation: 255

City: Steinfurt

State: NRW

Hardware: Huger WM 918-H

Software: WsWin32 V2.97.10

[Monitor PWS on your Wunderground blog](#)[Monitor on Wunderground blog »](#)

[Visit Website »](#)

[View full-screen RapidFire \(Flash\) »](#)

[Download current conditions XML »](#)

[Download observations XML »](#)

×

- [PWS Data](#)
- [PWS Widgets](#)
- [WunderStation](#)

[PWS Data](#)

- [PWS Data](#)
- [PWS Widgets](#)
- [WunderStation](#)

PWS viewed 103 times since Februar 1, 2016

Current Conditions Station reported 1 minute ago



station may be reporting incorrect data. [Learn more](#)

This PWS is not reporting

10.4 °C

gefühlte 10.4 °C

12.9

km/h

Wind aus NE

Gusts 35.4 km/h

Taupunkt:

10 °C

Feuchtigkeit:

96%

Precip Rate:

0.76 mm/hr

Precip Accum:

7.87 mm

Druck:

1007 hPa

UV:

0.0

Solar:

0 w/m²

Soil Moisture:

0.0

Soil Temp:

0.0 °C

Leaf Wetness:

0.0

7:35 AM

5:55 PM

Zweites Viertel | 98% sichtbar




report this ad



|
why ads?


- [Satellite](#)
- [Webcam](#)


Icon


- Temperatur / Wind
- Temperatur
- Taupunkt / Feuchtigkeit
- Niederschlag











[© Mapbox © OpenStreetMap | Improve this map](#)



[View WunderMap](#)



[View webcams on WunderMap Add Webcam](#)



report this ad
|
why ads?

Weather History for Steinfurt, NRW [INRWSTEI1]

Daily Mode Weekly Mode Monthly Mode Yearly Mode Custom

Januar Februar März April Mai Juni Juli August September Oktober November Dezember
12345678910111213141516171819202122232425262728293031
201620152014201320122011201020092008200720062005

TO

Januar Februar März April Mai Juni Juli August September Oktober November Dezember
12345678910111213141516171819202122232425262728293031
201620152014201320122011201020092008200720062005

View

[Next Previous](#)

The date(s) you have selected are out of range. Please try another date.

Summary

December 31, 2004 - January 1, 2006

	High	Low	Average
Temperatur	35 °C	-4.5 °C	12 °C
Taupunkt	26.6 °C	-8.8 °C	8.5 °C
Feuchtigkeit	100%	27%	82.1%
Niederschlag	668.3 mm	--	--

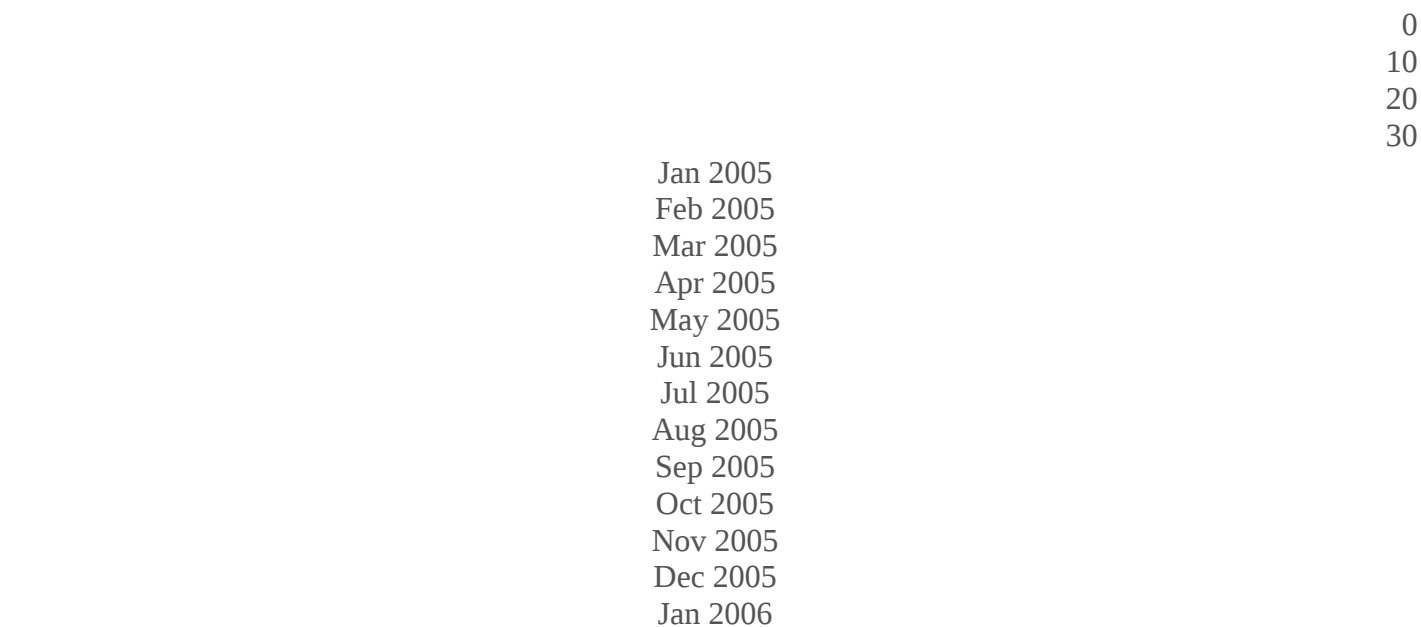
	High	Low	Average
Windgeschwindigkeit	40.2 km/h	--	9.6 km/h
Windböen	199.5 km/h	--	--
Windrichtung	--	--	South
Druck	1041.5 hPa	976.5 hPa	--



report this ad
|
why ads?

[Graphs](#)
[Table](#)

Weather History Graph December 31, 2004 - January 1, 2006



-0.4 °C
7.6 °C
0 °C

- Min Temperature (°C)
- Max Temperature (°C)
- Taupunkt (°C)

50
100
150
200
250

8 km/h
31 km/h

- Windgeschwindigkeit (km/h)
- Windböen (km/h)

0°
90°
180°
270°
360°

N
N
E
S
W
348 deg (from NNW)

- Windrichtung

0.00
50.00
100.00
150.00

0 mm

- Precip. Accum. Total (mm)
- Precip. Rate (mm)

1000.00
980.00
1020.00
1040.00
1060.00

1027 hPa

- Druck (hPa)

Thu Jan 01 , 1970
Thu Jan 01 , 1970

Weather History Table December 31, 2004 - January 1, 2006

[Download](#)

2005	Temperature			Dew Point			Humidity			Speed			Pressure			Precip. Accum.
Jun	High	Avg	Low	High	Avg	Low	High	Avg	Low	High	Avg	Gust	High	Avg	Low	Sum
26	15.2 °C	15.2 °C	15.2 °C	11 °C	11 °C	11 °C	76 %	76 %	76 %	8 kph	8 kph	11 kph	1025 hPa	1025 hPa	1025 hPa	0 mm
27	30.8 °C	21.5 °C	10.5 °C	11.2 °C	9.6 °C	7.7 °C	96 %	51 %	28 %	14 kph	8 kph	19 kph	1025 hPa	1022 hPa	1020 hPa	0 mm
28	29.9 °C	19.2 °C	10.5 °C	17.2 °C	9.9 °C	7.1 °C	95 %	59 %	29 %	13 kph	6 kph	16 kph	1021 hPa	1017 hPa	1014 hPa	0 mm
29	25.4 °C	19.7 °C	12.6 °C	11.5 °C	10.1 °C	8.2 °C	84 %	56 %	38 %	11 kph	6 kph	16 kph	1014 hPa	1011 hPa	1007 hPa	0 mm
30	22.6 °C	17.6 °C	15.3 °C	17.1 °C	15.5 °C	9.1 °C	97 %	88 %	53 %	16 kph	8 kph	23 kph	1010 hPa	1008 hPa	1007 hPa	6.1 mm

2005	Temperature			Dew Point			Humidity			Speed			Pressure			Precip. Accum.
Jul	High	Avg	Low	High	Avg	Low	High	Avg	Low	High	Avg	Gust	High	Avg	Low	Sum
1	20.3 °C	16.3 °C	13.6 °C	16.5 °C	14.2 °C	13.1 °C	100 %	88 %	66 %	23 kph	6 kph	34 kph	1019 hPa	1014 hPa	1009 hPa	12.2 mm
2	23.4 °C	17.9 °C	11 °C	17.6 °C	14.3 °C	10.6 °C	97 %	81 %	54 %	13 kph	6 kph	18 kph	1021 hPa	1020 hPa	1019 hPa	0 mm
3	29.6 °C	21.9 °C	17.2 °C	17.6 °C	15.1 °C	11.5 °C	97 %	70 %	34 %	16 kph	8 kph	19 kph	1020 hPa	1017 hPa	1014 hPa	0 mm
4	32.1 °C	21 °C	14.6 °C	19.1 °C	15.3 °C	9.9 °C	96 %	74 %	28 %	31 kph	11 kph	42 kph	1014 hPa	1009 hPa	1003 hPa	11.2 mm
5	21.2 °C	16 °C	11.6 °C	12.3 °C	9 °C	7.4 °C	85 %	65 %	43 %	18 kph	11 kph	26 kph	1014 hPa	1012 hPa	1010 hPa	0.8 mm
6	20.1 °C	14.5 °C	10.6 °C	15.8 °C	11.7 °C	8.8 °C	97 %	83 %	62 %	16 kph	8 kph	26 kph	1012 hPa	1009 hPa	1006 hPa	1.5 mm
7	24.1 °C	16.7 °C	12.1 °C	14.3 °C	10.3 °C	6.2 °C	97 %	70 %	35 %	24 kph	8 kph	31 kph	1013 hPa	1010 hPa	1007 hPa	2.3 mm
8	25.1 °C	14.3 °C	11.9 °C	14.1 °C	12.4 °C	10.6 °C	97 %	90 %	42 %	11 kph	5 kph	16 kph	1019 hPa	1016 hPa	1013 hPa	36.3 mm

2005	Temperature			Dew Point			Humidity			Speed			Pressure			Precip. Accum.
Jun	High	Avg	Low	High	Avg	Low	High	Avg	Low	High	Avg	Gust	High	Avg	Low	Sum
9	23.7 °C	16.3 °C	10.1 °C	15.4 °C	13.2 °C	9.7 °C	100 %	83 %	53 %	11 kph	5 kph	18 kph	1024 hPa	1021 hPa	1019 hPa	0.5 mm
10	33.8 °C	21.6 °C	14.4 °C	18.4 °C	14.2 °C	11.3 °C	97 %	69 %	28 %	16 kph	8 kph	23 kph	1027 hPa	1025 hPa	1023 hPa	0 mm
11	32.5 °C	23.2 °C	15.1 °C	16.9 °C	14.8 °C	12.1 °C	93 %	63 %	32 %	18 kph	10 kph	23 kph	1029 hPa	1028 hPa	1027 hPa	0 mm
12	35 °C	22.9 °C	16 °C	21.8 °C	14.9 °C	11.6 °C	97 %	68 %	27 %	16 kph	10 kph	21 kph	1030 hPa	1028 hPa	1026 hPa	0 mm
13	34.2 °C	23.7 °C	16.1 °C	26.6 °C	15.4 °C	13.6 °C	97 %	65 %	31 %	14 kph	8 kph	18 kph	1026 hPa	1024 hPa	1022 hPa	119.1 mm
14	33.1 °C	22.7 °C	15.4 °C	17 °C	14.6 °C	11.5 °C	97 %	66 %	30 %	13 kph	6 kph	18 kph	1023 hPa	1020 hPa	1017 hPa	0 mm
15	30.1 °C	22.6 °C	17.2 °C	17 °C	13.6 °C	10.1 °C	97 %	60 %	31 %	27 kph	13 kph	37 kph	1017 hPa	1015 hPa	1012 hPa	0 mm
16	26.7 °C	19.4 °C	13.6 °C	15.3 °C	11.6 °C	7.6 °C	96 %	64 %	36 %	21 kph	10 kph	29 kph	1016 hPa	1015 hPa	1014 hPa	0 mm
17	25.4 °C	18.3 °C	10.5 °C	12.8 °C	10.2 °C	7.1 °C	96 %	63 %	34 %	18 kph	6 kph	23 kph	1017 hPa	1015 hPa	1013 hPa	0 mm
18	32.3 °C	21.9 °C	12.6 °C	14.6 °C	12.4 °C	10.7 °C	97 %	60 %	29 %	16 kph	6 kph	21 kph	1014 hPa	1011 hPa	1007 hPa	0 mm
19	24 °C	19.1 °C	16.2 °C	16.3 °C	10.4 °C	5.3 °C	89 %	60 %	33 %	26 kph	16 kph	39 kph	1019 hPa	1013 hPa	1008 hPa	0 mm
20	22.4 °C	17.1 °C	12.8 °C	13.3 °C	10.1 °C	6 °C	100 %	65 %	35 %	40 kph	18 kph	60 kph	1019 hPa	1016 hPa	1013 hPa	9.4 mm
21	17.8 °C	14.9 °C	12.7 °C	14.8 °C	12.5 °C	10.4 °C	97 %	86 %	63 %	27 kph	19 kph	39 kph	1016 hPa	1014 hPa	1012 hPa	2 mm
22	16.6 °C	14.2 °C	13.1 °C	14.2 °C	12 °C	9.5 °C	100 %	87 %	68 %	19 kph	13 kph	27 kph	1012 hPa	1012 hPa	1011 hPa	3.3 mm
23	19.3	14.3	11.7	14.6	10.6	8.8	100	79	53	18	11 kph	24 kph	1011 hPa	1010 hPa	1009 hPa	0 mm

2005	Temperature			Dew Point			Humidity			Speed			Pressure			Precip. Accum.
Jun	High	Avg	Low	High	Avg	Low	High	Avg	Low	High	Avg	Gust	High	Avg	Low	Sum
	°C	°C	°C	°C	°C	°C	%	%	%	kph						
24	27.5 °C	17.6 °C	9.6 °C	17.6 °C	12.2 °C	9.2 °C	100 %	76 %	32 %	19 kph	5 kph	24 kph	1010 hPa	1007 hPa	1005 hPa	3 mm
25	18.1 °C	16.9 °C	16.1 °C	16.6 °C	16.2 °C	15.6 °C	97 %	96 %	87 %	14 kph	10 kph	21 kph	1005 hPa	1004 hPa	1004 hPa	1.5 mm
26	18.1 °C	16 °C	14.5 °C	14.8 °C	11.7 °C	9.1 °C	100 %	76 %	58 %	13 kph	5 kph	16 kph	1013 hPa	1013 hPa	1012 hPa	0 mm
27	25.8 °C	18.1 °C	13.7 °C	19.9 °C	15.9 °C	11.4 °C	100 %	88 %	62 %	11 kph	6 kph	14 kph	1014 hPa	1012 hPa	1010 hPa	6.6 mm
28	33.6 °C	24.2 °C	17.3 °C	20.8 °C	18 °C	15 °C	97 %	73 %	34 %	24 kph	6 kph	32 kph	1013 hPa	1012 hPa	1010 hPa	2.8 mm
29	30.8 °C	23.7 °C	18.3 °C	20.1 °C	18.1 °C	16.6 °C	97 %	74 %	43 %	19 kph	8 kph	26 kph	1012 hPa	1011 hPa	1010 hPa	0.5 mm
30	25.1 °C	18.9 °C	13.8 °C	19.3 °C	14.4 °C	9.7 °C	97 %	78 %	39 %	24 kph	13 kph	34 kph	1013 hPa	1012 hPa	1010 hPa	82.3 mm
31	19 °C	15.7 °C	12.7 °C	15 °C	12.9 °C	10.5 °C	97 %	84 %	68 %	24 kph	14 kph	37 kph	1015 hPa	1013 hPa	1010 hPa	0.8 mm

2005	Temperature			Dew Point			Humidity			Speed			Pressure			Precip. Accum.
Aug	High	Avg	Low	High	Avg	Low	High	Avg	Low	High	Avg	Gust	High	Avg	Low	Sum
1	21.4 °C	16.7 °C	12.2 °C	11.4 °C	9.5 °C	8.1 °C	89 %	64 %	43 %	21 kph	11 kph	24 kph	1022 hPa	1019 hPa	1015 hPa	0 mm
2	21.9 °C	16.6 °C	9.3 °C	11.8 °C	9.1 °C	6.7 °C	97 %	64 %	41 %	14 kph	6 kph	18 kph	1022 hPa	1021 hPa	1021 hPa	0 mm
3	27 °C	17.1 °C	11.6 °C	16.7 °C	12.3 °C	8.3 °C	97 %	79 %	34 %	24 kph	8 kph	34 kph	1023 hPa	1020 hPa	1017 hPa	4.1 mm
4	22.7 °C	15.9 °C	11.8 °C	13.6 °C	10.7 °C	7.1 °C	97 %	75 %	42 %	23 kph	11 kph	34 kph	1024 hPa	1023 hPa	1022 hPa	1 mm
5	20.7 °C	14.9 °C	11 °C	14.9 °C	11.8 °C	8 °C	97 %	84 %	44 %	24 kph	11 kph	34 kph	1024 hPa	1019 hPa	1013 hPa	8.9 mm

2005	Temperature			Dew Point			Humidity			Speed			Pressure			Precip. Accum.
	Jun	High	Avg	Low	High	Avg	Low	High	Avg	Low	High	Avg	Gust	High	Avg	Low
	°C	°C	°C	°C	°C	°C		%	%	kph	kph	kph	hPa	hPa	hPa	
6	20.3 °C	13.8 °C	10.1 °C	13.2 °C	10.9 °C	7.4 °C	97 %	85 %	47 %	24 kph	11 kph	34 kph	1019 hPa	1017 hPa	1015 hPa	8.6 mm
7	21.1 °C	12.9 °C	9.2 °C	13.3 °C	10.1 °C	6.4 °C	97 %	85 %	42 %	23 kph	11 kph	29 kph	1015 hPa	1013 hPa	1011 hPa	5.6 mm
8	16.5 °C	13 °C	10.9 °C	12.7 °C	11.3 °C	10.3 °C	97 %	90 %	67 %	21 kph	11 kph	27 kph	1015 hPa	1014 hPa	1012 hPa	6.9 mm
9	16.5 °C	13.5 °C	11.6 °C	12.3 °C	10.1 °C	7.8 °C	96 %	81 %	61 %	19 kph	13 kph	26 kph	1015 hPa	1014 hPa	1012 hPa	2.8 mm
10	19.9 °C	13.7 °C	10.9 °C	14.5 °C	10.8 °C	9.3 °C	97 %	84 %	56 %	23 kph	14 kph	34 kph	1013 hPa	1012 hPa	1010 hPa	0.5 mm
11	19.4 °C	15.4 °C	12.3 °C	14.6 °C	12.3 °C	9.9 °C	97 %	83 %	61 %	21 kph	11 kph	29 kph	1014 hPa	1013 hPa	1012 hPa	0 mm
12	21.3 °C	14.4 °C	10.8 °C	17.8 °C	13.5 °C	10.3 °C	97 %	95 %	72 %	14 kph	6 kph	21 kph	1015 hPa	1013 hPa	1011 hPa	10.4 mm
13	22.7 °C	16.5 °C	9.1 °C	12.8 °C	9.9 °C	7.8 °C	97 %	69 %	42 %	19 kph	11 kph	24 kph	1019 hPa	1016 hPa	1013 hPa	0 mm
14	21.5 °C	16.7 °C	14.2 °C	17.1 °C	13.6 °C	10.4 °C	100 %	83 %	51 %	23 kph	11 kph	31 kph	1013 hPa	1011 hPa	1008 hPa	8.6 mm
15	16.4 °C	15.1 °C	14.5 °C	15.6 °C	14.4 °C	12.8 °C	97 %	96 %	87 %	18 kph	11 kph	27 kph	1024 hPa	1019 hPa	1013 hPa	2 mm
16	21.2 °C	15.8 °C	11.2 °C	14.2 °C	11.4 °C	9.6 °C	97 %	78 %	49 %	11 kph	5 kph	18 kph	1025 hPa	1024 hPa	1023 hPa	0 mm
17	28.4 °C	17.5 °C	9.5 °C	14.4 °C	10.7 °C	9.1 °C	97 %	70 %	32 %	16 kph	6 kph	23 kph	1024 hPa	1022 hPa	1020 hPa	0 mm
18	31.4 °C	21.5 °C	12.8 °C	14.8 °C	13 °C	11.6 °C	95 %	63 %	31 %	16 kph	8 kph	24 kph	1021 hPa	1017 hPa	1013 hPa	0 mm
19	32 °C	21.5 °C	16.7 °C	19 °C	15.4 °C	13 °C	97 %	72 %	32 %	27 kph	8 kph	39 kph	1014 hPa	1013 hPa	1011 hPa	28.2 mm

2005	Temperature			Dew Point			Humidity			Speed			Pressure			Precip. Accum.
	Jun	High	Avg	Low	High	Avg	Low	High	Avg	Low	High	Avg	Gust	High	Avg	Low
20	20.9 °C	17.9 °C	14.8 °C	17.6 °C	15.8 °C	13 °C	97 %	88 %	61 %	11 kph	5 kph	14 kph	1021 hPa	1017 hPa	1014 hPa	0.8 mm
21	20.4 °C	17.1 °C	13.5 °C	16.8 °C	14.9 °C	13.1 °C	97 %	88 %	70 %	16 kph	8 kph	21 kph	1022 hPa	1020 hPa	1019 hPa	0 mm
22	19.7 °C	16.9 °C	14.4 °C	16 °C	15.1 °C	13.9 °C	97 %	90 %	76 %	13 kph	8 kph	16 kph	1019 hPa	1016 hPa	1014 hPa	0 mm
23	26.3 °C	18.1 °C	12.6 °C	16.9 °C	14.1 °C	10.7 °C	97 %	80 %	40 %	18 kph	8 kph	24 kph	1017 hPa	1015 hPa	1012 hPa	0 mm
24	23.9 °C	16.4 °C	8.8 °C	13.3 °C	8.7 °C	5.8 °C	97 %	65 %	32 %	21 kph	8 kph	27 kph	1017 hPa	1013 hPa	1008 hPa	0 mm
25	17.2 °C	14.8 °C	11.3 °C	14.2 °C	12.2 °C	9.4 °C	97 %	85 %	62 %	21 kph	13 kph	26 kph	1008 hPa	1005 hPa	1003 hPa	9.1 mm
26	19.7 °C	13.4 °C	9.9 °C	13.2 °C	9.6 °C	5.7 °C	97 %	80 %	45 %	24 kph	13 kph	34 kph	1017 hPa	1013 hPa	1008 hPa	15.2 mm
27	22.8 °C	15.1 °C	11.2 °C	13.3 °C	11.1 °C	9.5 °C	95 %	79 %	43 %	18 kph	8 kph	24 kph	1020 hPa	1019 hPa	1017 hPa	0 mm
28	24 °C	14.1 °C	10.5 °C	14.1 °C	11.2 °C	9.8 °C	97 %	85 %	41 %	13 kph	5 kph	16 kph	1024 hPa	1022 hPa	1020 hPa	0 mm
29	15.7 °C	12.8 °C	11.3 °C	14.2 °C	11.5 °C	10.4 °C	96 %	92 %	87 %	6 kph	6 kph	10 kph	1024 hPa	1023 hPa	1023 hPa	0 mm
9	20 °C	19.6 °C	19 °C	16.8 °C	16.7 °C	16.6 °C	86 %	83 %	81 %	5 kph	2 kph	6 kph	1010 hPa	1010 hPa	1010 hPa	0 mm
10	31.3 °C	21.2 °C	16.3 °C	17.1 °C	16.2 °C	14.8 °C	96 %	76 %	39 %	8 kph	3 kph	11 kph	1010 hPa	1010 hPa	1010 hPa	0 mm
11	18.9 °C	17.6 °C	16.6 °C	17.8 °C	16 °C	14.9 °C	97 %	91 %	80 %	11 kph	6 kph	16 kph	1012 hPa	1011 hPa	1010 hPa	5.3 mm
12	21.2 °C	16.5 °C	15.5 °C	15.9 °C	15.2 °C	13.6 °C	97 %	92 %	65 %	16 kph	10 kph	21 kph	1017 hPa	1015 hPa	1012 hPa	0 mm
13	20.5	20.1	19.6	8.9	8.8	8.7	50 %	48	47	6 kph	6 kph	10 kph	1025 hPa	1025 hPa	1025 hPa	0 mm

2005	Temperature			Dew Point			Humidity			Speed			Pressure			Precip. Accum.	
	Jun	High	Avg	Low	High	Avg	Low	High	Avg	Low	High	Avg	Gust	High	Avg	Low	Sum
	°C	°C	°C	°C	°C	°C		%	%								
14	16.8 °C	16.7 °C	16.6 °C	16.3 °C	16.2 °C	16.1 °C	97 %	97 %	97 %	13 kph	10 kph	18 kph	1020 hPa	1020 hPa	1020 hPa	0 mm	
15	20.3 °C	16.7 °C	14.2 °C	17.2 °C	14.4 °C	13.2 °C	100 %	88 %	64 %	18 kph	10 kph	29 kph	1020 hPa	1016 hPa	1012 hPa	1.5 mm	
16	20 °C	12.6 °C	7.8 °C	11.8 °C	7.9 °C	3.2 °C	97 %	76 %	36 %	24 kph	14 kph	39 kph	1015 hPa	1010 hPa	1005 hPa	12.4 mm	
17	19.8 °C	10.1 °C	5 °C	8.4 °C	5.9 °C	3.8 °C	97 %	79 %	37 %	18 kph	8 kph	24 kph	1026 hPa	1021 hPa	1015 hPa	0.3 mm	
18	22.7 °C	11.1 °C	4.4 °C	12.7 °C	5.5 °C	2.2 °C	97 %	74 %	32 %	10 kph	3 kph	13 kph	1029 hPa	1027 hPa	1026 hPa	0.3 mm	
19	23.2 °C	11.8 °C	5.3 °C	9.9 °C	5.7 °C	2.7 °C	97 %	72 %	31 %	11 kph	3 kph	16 kph	1029 hPa	1027 hPa	1026 hPa	0 mm	
20	24.7 °C	11 °C	5.1 °C	9.9 °C	6.6 °C	4.7 °C	97 %	80 %	31 %	10 kph	2 kph	13 kph	1026 hPa	1025 hPa	1025 hPa	0 mm	
21	26 °C	14.3 °C	6 °C	11.1 °C	7.9 °C	5.4 °C	97 %	72 %	31 %	11 kph	5 kph	14 kph	1026 hPa	1024 hPa	1023 hPa	0 mm	
22	25.8 °C	15.3 °C	8.8 °C	11.9 °C	8.2 °C	5.4 °C	97 %	68 %	30 %	11 kph	5 kph	16 kph	1024 hPa	1022 hPa	1020 hPa	0 mm	
23	25 °C	15.6 °C	8.3 °C	11.9 °C	9.6 °C	7.6 °C	96 %	71 %	36 %	16 kph	6 kph	21 kph	1020 hPa	1016 hPa	1013 hPa	0 mm	
24	25.1 °C	15 °C	10.7 °C	15.1 °C	12.1 °C	9.5 °C	97 %	85 %	39 %	14 kph	6 kph	18 kph	1019 hPa	1016 hPa	1014 hPa	0 mm	
25	22.6 °C	14.1 °C	8.7 °C	14.8 °C	11.4 °C	8.3 °C	97 %	85 %	49 %	13 kph	5 kph	18 kph	1016 hPa	1014 hPa	1011 hPa	0 mm	
26	19.2 °C	14.7 °C	12.2 °C	15.9 °C	12.6 °C	10.4 °C	97 %	87 %	64 %	16 kph	8 kph	24 kph	1019 hPa	1017 hPa	1015 hPa	1.5 mm	
27	18.1 °C	15.9 °C	14.4 °C	14.7 °C	12.7 °C	9.9 °C	97 %	82 %	59 %	19 kph	11 kph	32 kph	1017 hPa	1016 hPa	1015 hPa	0.8 mm	

2005	Temperature			Dew Point			Humidity			Speed			Pressure			Precip. Accum.
Jun	High	Avg	Low	High	Avg	Low	High	Avg	Low	High	Avg	Gust	High	Avg	Low	Sum
28	18.8 °C	13.9 °C	10.4 °C	14.1 °C	10.3 °C	4.9 °C	97 %	81 %	47 %	21 kph	11 kph	39 kph	1020 hPa	1018 hPa	1016 hPa	2.3 mm
29	18.9 °C	12 °C	9.4 °C	11.2 °C	8.6 °C	4.3 °C	97 %	81 %	44 %	27 kph	14 kph	42 kph	1021 hPa	1015 hPa	1010 hPa	4.6 mm
30	14.8 °C	11.7 °C	7.9 °C	11.8 °C	8.7 °C	6.8 °C	97 %	82 %	60 %	16 kph	11 kph	26 kph	1023 hPa	1020 hPa	1017 hPa	0 mm
2005	Temperature			Dew Point			Humidity			Speed			Pressure			Precip. Accum.
Oct	High	Avg	Low	High	Avg	Low	High	Avg	Low	High	Avg	Gust	High	Avg	Low	Sum
1	17.1 °C	13.1 °C	7.8 °C	13.9 °C	11 °C	7.2 °C	97 %	88 %	62 %	19 kph	10 kph	27 kph	1015 hPa	1013 hPa	1010 hPa	13.7 mm
2	16.4 °C	9.9 °C	7.8 °C	10.7 °C	8.9 °C	7.2 °C	97 %	94 %	68 %	14 kph	8 kph	18 kph	1019 hPa	1016 hPa	1013 hPa	0 mm
9	19.1 °C	14.7 °C	11.6 °C	13.3 °C	12.2 °C	11.1 °C	97 %	86 %	66 %	11 kph	6 kph	18 kph	1024 hPa	1021 hPa	1019 hPa	0 mm
10	19 °C	12.3 °C	10.1 °C	13.2 °C	11.2 °C	9.7 °C	100 %	93 %	69 %	8 kph	6 kph	13 kph	1024 hPa	1022 hPa	1021 hPa	0 mm
11	23.2 °C	14.3 °C	9.7 °C	11.3 °C	9.1 °C	6.5 °C	97 %	75 %	36 %	16 kph	8 kph	21 kph	1021 hPa	1019 hPa	1016 hPa	0 mm
12	24 °C	14.3 °C	9 °C	11.1 °C	9.2 °C	7.7 °C	97 %	76 %	37 %	16 kph	8 kph	21 kph	1017 hPa	1017 hPa	1016 hPa	0 mm
13	24.4 °C	15.9 °C	8.1 °C	20.8 °C	8.1 °C	5.9 °C	97 %	65 %	33 %	8 kph	3 kph	11 kph	1022 hPa	1020 hPa	1017 hPa	0 mm
14	13.7 °C	11.4 °C	9.1 °C	9.1 °C	8.7 °C	7.9 °C	92 %	83 %	72 %	6 kph	2 kph	6 kph	1030 hPa	1029 hPa	1028 hPa	0 mm
15	21.5 °C	12.4 °C	6.8 °C	12.7 °C	8.2 °C	5.9 °C	97 %	79 %	44 %	13 kph	6 kph	18 kph	1031 hPa	1030 hPa	1030 hPa	0 mm
16	19.9 °C	11.1 °C	5.9 °C	6.3 °C	4.4 °C	0.6 °C	97 %	69 %	32 %	18 kph	10 kph	24 kph	1031 hPa	1029 hPa	1027 hPa	0 mm

2005	Temperature			Dew Point			Humidity			Speed			Pressure			Precip. Accum.
	Jun	High	Avg	Low	High	Avg	Low	High	Avg	Low	High	Avg	Gust	High	Avg	Low
17	15.1 °C	8.2 °C	4.8 °C	5 °C	2.7 °C	1.5 °C	82 %	69 %	41 %	18 kph	11 kph	27 kph	1030 hPa	1028 hPa	1027 hPa	0 mm
18	10.3 °C	7.9 °C	6.4 °C	10.3 °C	3.6 °C	1.9 °C	100 %	75 %	57 %	16 kph	13 kph	24 kph	1028 hPa	1024 hPa	1020 hPa	0 mm
19	13 °C	7.6 °C	4.2 °C	9.4 °C	4.3 °C	1.1 °C	97 %	81 %	47 %	16 kph	10 kph	21 kph	1021 hPa	1017 hPa	1013 hPa	5.6 mm
20	18.5 °C	11.8 °C	8.3 °C	13.6 °C	8.4 °C	5.9 °C	97 %	82 %	46 %	23 kph	11 kph	34 kph	1013 hPa	1012 hPa	1010 hPa	1.3 mm
21	15.8 °C	11.5 °C	6.4 °C	14.6 °C	10.6 °C	5.9 °C	97 %	94 %	83 %	21 kph	10 kph	31 kph	1010 hPa	1004 hPa	999 hPa	6.1 mm
22	14.7 °C	12.4 °C	10.8 °C	13.9 °C	10.6 °C	9.2 °C	97 %	89 %	71 %	21 kph	13 kph	29 kph	1005 hPa	1002 hPa	999 hPa	0.5 mm
23	14.5 °C	11.6 °C	8.6 °C	12.3 °C	10.4 °C	8.2 °C	97 %	92 %	71 %	21 kph	10 kph	26 kph	1017 hPa	1011 hPa	1004 hPa	8.6 mm
24	14.5 °C	11.6 °C	8.5 °C	13.6 °C	11.1 °C	8.1 °C	97 %	97 %	90 %	23 kph	13 kph	32 kph	1017 hPa	1014 hPa	1010 hPa	11.7 mm
25	15.1 °C	14.1 °C	13.2 °C	13.2 °C	11.5 °C	9.4 °C	97 %	85 %	74 %	26 kph	19 kph	43 kph	1010 hPa	1007 hPa	1004 hPa	5.6 mm
26	18.6 °C	13.6 °C	10.7 °C	13.8 °C	10.4 °C	9.4 °C	100 %	82 %	57 %	24 kph	14 kph	37 kph	1020 hPa	1014 hPa	1009 hPa	0 mm
27	22.3 °C	14.2 °C	10.1 °C	15.6 °C	11.2 °C	9.7 °C	97 %	84 %	52 %	13 kph	8 kph	24 kph	1021 hPa	1019 hPa	1016 hPa	0 mm
28	22.5 °C	15.6 °C	11.2 °C	12.8 °C	11.3 °C	10.3 °C	97 %	78 %	47 %	18 kph	10 kph	26 kph	1017 hPa	1016 hPa	1015 hPa	0 mm
29	23.2 °C	16.1 °C	11.1 °C	13.2 °C	11.4 °C	9.9 °C	95 %	76 %	46 %	14 kph	8 kph	18 kph	1017 hPa	1016 hPa	1015 hPa	0 mm
30	23.1 °C	15.6 °C	11 °C	11.7 °C	10.3 °C	7.8 °C	94 %	73 %	45 %	16 kph	8 kph	21 kph	1016 hPa	1014 hPa	1012 hPa	0 mm
31	18.3	13.3	9.8	10.1	8.7	7.4	92 %	75	54	11 kph	6 kph	19 kph	1013 hPa	1011 hPa	1009 hPa	0 mm

2005	Temperature			Dew Point			Humidity			Speed			Pressure			Precip. Accum.
Jun	High	Avg	Low	High	Avg	Low	High	Avg	Low	High	Avg	Gust	High	Avg	Low	Sum
	°C	°C	°C	°C	°C	°C	%	%		kph						

2005	Temperature			Dew Point			Humidity			Speed			Pressure			Precip. Accum.
------	-------------	--	--	-----------	--	--	----------	--	--	-------	--	--	----------	--	--	----------------

Nov	High	Avg	Low	High	Avg	Low	High	Avg	Low	High	Avg	Gust	High	Avg	Low	Sum
1	18.1 °C	13.4 °C	8.1 °C	13.7 °C	9.2 °C	4.2 °C	97 %	77 %	48 %	23 kph	11 kph	34 kph	1017 hPa	1014 hPa	1010 hPa	2 mm
2	14.4 °C	10.9 °C	6.5 °C	13.8 °C	9.7 °C	5.8 °C	97 %	92 %	84 %	21 kph	11 kph	27 kph	1017 hPa	1014 hPa	1011 hPa	1.3 mm
3	19.7 °C	15.8 °C	13.3 °C	13.8 °C	11.1 °C	8.2 °C	97 %	76 %	50 %	24 kph	16 kph	37 kph	1012 hPa	1011 hPa	1010 hPa	2.3 mm
4	15.9 °C	13.6 °C	10.6 °C	12.2 °C	10.4 °C	8.7 °C	97 %	82 %	66 %	18 kph	11 kph	24 kph	1016 hPa	1014 hPa	1011 hPa	2 mm
5	14.2 °C	9.1 °C	6.4 °C	10 °C	5.9 °C	4.3 °C	97 %	81 %	53 %	19 kph	13 kph	29 kph	1025 hPa	1021 hPa	1016 hPa	0 mm
6	15.9 °C	10.5 °C	7.4 °C	8.2 °C	7.3 °C	4.8 °C	97 %	83 %	48 %	21 kph	14 kph	31 kph	1025 hPa	1024 hPa	1023 hPa	0 mm
7	10.6 °C	9.8 °C	8.3 °C	10.2 °C	9.2 °C	7.7 °C	97 %	96 %	87 %	16 kph	11 kph	23 kph	1025 hPa	1022 hPa	1020 hPa	3.3 mm
8	17.7 °C	10.7 °C	6.4 °C	10.3 °C	7.7 °C	4.3 °C	97 %	84 %	57 %	18 kph	10 kph	21 kph	1025 hPa	1021 hPa	1016 hPa	0.3 mm
9	15.3 °C	9.7 °C	6.5 °C	9.9 °C	6.1 °C	3.2 °C	97 %	79 %	52 %	16 kph	10 kph	19 kph	1030 hPa	1023 hPa	1015 hPa	0 mm
10	12.7 °C	8.2 °C	3.3 °C	8.8 °C	5.4 °C	2.9 °C	97 %	84 %	54 %	19 kph	11 kph	35 kph	1032 hPa	1031 hPa	1030 hPa	0.8 mm
11	13.3 °C	11.2 °C	9.2 °C	11.4 °C	9.3 °C	6.8 °C	97 %	89 %	71 %	24 kph	16 kph	35 kph	1031 hPa	1025 hPa	1019 hPa	0.5 mm
12	10.9 °C	9.8 °C	9 °C	7.2 °C	5.9 °C	4.4 °C	84 %	77 %	68 %	19 kph	13 kph	27 kph	1019 hPa	1016 hPa	1014 hPa	0 mm
13	12.7	8.1	3 °C	7.8	4.7	2.6	97 %	80	60	10	5	11	1028	1025	1022	0 mm

2005	Temperature			Dew Point			Humidity			Speed			Pressure			Precip. Accum.	
	Jun	High	Avg	Low	High	Avg	Low	High	Avg	Low	High	Avg	Gust	High	Avg	Low	Sum
	°C	°C		°C	°C	°C		%	%		kph	kph	kph	hPa	hPa	hPa	
14	12.3 °C	3.4 °C	1.3 °C	9.2 °C	2.4 °C	0.9 °C	97 %	94 %	50 %	6 kph	2 kph	10 kph	1028 hPa	1027 hPa	1026 hPa	0 mm	
15	7.8 °C	6.3 °C	4.7 °C	7.3 °C	5.7 °C	3.2 °C	97 %	95 %	86 %	23 kph	13 kph	34 kph	1015 hPa	1010 hPa	1004 hPa	8.1 mm	
16	5.9 °C	4.9 °C	2.5 °C	5.4 °C	4.6 °C	2.1 °C	97 %	97 %	97 %	18 kph	10 kph	24 kph	1005 hPa	1001 hPa	996 hPa	6.6 mm	
17	7.2 °C	2.8 °C	1 °C	3.1 °C	2 °C	-0.1 °C	97 %	94 %	67 %	18 kph	13 kph	26 kph	1014 hPa	1010 hPa	1005 hPa	0.5 mm	
18	10.3 °C	2.3 °C	-1 °C	3.4 °C	0 °C	-1.6 °C	97 %	87 %	49 %	14 kph	6 kph	16 kph	1026 hPa	1018 hPa	1010 hPa	0 mm	
19	1.9 °C	-0.7 °C	-3.3 °C	1.5 °C	-1.1 °C	-3.7 °C	97 %	97 %	95 %	13 kph	6 kph	18 kph	1030 hPa	1028 hPa	1026 hPa	1.8 mm	
20	6.8 °C	5.7 °C	4.7 °C	5.2 °C	4.6 °C	3.8 °C	97 %	93 %	83 %	19 kph	13 kph	24 kph	1029 hPa	1028 hPa	1028 hPa	0 mm	
21	9.5 °C	5.2 °C	-0.3 °C	8.2 °C	3.5 °C	-0.7 °C	97 %	89 %	62 %	18 kph	10 kph	24 kph	1035 hPa	1031 hPa	1027 hPa	12.2 mm	
22	2.6 °C	0.4 °C	-2 °C	2.2 °C	-0.1 °C	-2.4 °C	97 %	96 %	91 %	8 kph	2 kph	10 kph	1038 hPa	1037 hPa	1035 hPa	3 mm	
23	5.3 °C	2.7 °C	0.5 °C	2.7 °C	1.3 °C	0 °C	97 %	91 %	69 %	11 kph	5 kph	11 kph	1038 hPa	1034 hPa	1029 hPa	0 mm	
24	4.6 °C	2.7 °C	1.6 °C	2.8 °C	1.8 °C	0.9 °C	97 %	94 %	86 %	24 kph	13 kph	32 kph	1029 hPa	1009 hPa	989 hPa	5.1 mm	
25	2.3 °C	0.9 °C	0 °C	1.9 °C	0.4 °C	-0.4 °C	97 %	97 %	93 %	31 kph	10 kph	45 kph	989 hPa	983 hPa	977 hPa	37.3 mm	
27	2.2 °C	0.7 °C	0.1 °C	1.8 °C	0.2 °C	-0.3 °C	97 %	97 %	97 %	8 kph	5 kph	11 kph	993 hPa	992 hPa	991 hPa	37.6 mm	
28	0.4 °C	0.2 °C	-0.5 °C	0 °C	-0.3 °C	-0.9 °C	97 %	97 %	97 %	11 kph	6 kph	16 kph	996 hPa	994 hPa	992 hPa	0 mm	

2005	Temperature			Dew Point			Humidity			Speed			Pressure			Precip. Accum.
Jun	High	Avg	Low	High	Avg	Low	High	Avg	Low	High	Avg	Gust	High	Avg	Low	Sum
29	2.3 °C	1.8 °C	1.3 °C	1.9 °C	1.3 °C	0.9 °C	97 %	97 %	97 %	16 kph	11 kph	21 kph	1008 hPa	1005 hPa	1002 hPa	0 mm
30	4.2 °C	2.1 °C	1.1 °C	3 °C	0.8 °C	-0.8 °C	97 %	91 %	77 %	16 kph	13 kph	24 kph	1012 hPa	1010 hPa	1008 hPa	0 mm
2005	Temperature			Dew Point			Humidity			Speed			Pressure			Precip. Accum.
Dec	High	Avg	Low	High	Avg	Low	High	Avg	Low	High	Avg	Gust	High	Avg	Low	Sum
1	3.3 °C	0.7 °C	-1.4 °C	-1.1 °C	-3 °C	-4.7 °C	93 %	77 %	57 %	14 kph	11 kph	21 kph	1012 hPa	1009 hPa	1005 hPa	0 mm
2	3.3 °C	0.4 °C	-1.8 °C	1.5 °C	-3.8 °C	-5.4 °C	88 %	74 %	58 %	14 kph	11 kph	21 kph	1005 hPa	1000 hPa	995 hPa	0.3 mm
3	6.3 °C	4.3 °C	1.7 °C	3.9 °C	1 °C	-2.4 °C	88 %	80 %	69 %	16 kph	11 kph	24 kph	996 hPa	995 hPa	994 hPa	0 mm
4	8.3 °C	6.4 °C	5.4 °C	7.7 °C	5.7 °C	3.7 °C	97 %	95 %	87 %	16 kph	10 kph	19 kph	996 hPa	993 hPa	990 hPa	2 mm
5	7.2 °C	6.4 °C	5.9 °C	6.4 °C	5.3 °C	4.2 °C	97 %	93 %	84 %	18 kph	13 kph	24 kph	1000 hPa	995 hPa	990 hPa	0.8 mm
6	6.3 °C	5.7 °C	4.9 °C	5.4 °C	4.5 °C	3.5 °C	97 %	92 %	84 %	13 kph	10 kph	21 kph	1008 hPa	1004 hPa	1000 hPa	0.5 mm
7	5.9 °C	5.4 °C	5.1 °C	5.2 °C	4.8 °C	4.4 °C	97 %	96 %	93 %	18 kph	13 kph	26 kph	1012 hPa	1010 hPa	1008 hPa	2.5 mm
8	7.4 °C	4.8 °C	2.1 °C	6.7 °C	3.9 °C	0.9 °C	97 %	94 %	80 %	16 kph	10 kph	24 kph	1027 hPa	1020 hPa	1012 hPa	0 mm
9	5.5 °C	2.4 °C	-0.6 °C	3.6 °C	1.4 °C	-1 °C	97 %	93 %	81 %	10 kph	5 kph	11 kph	1041 hPa	1034 hPa	1027 hPa	0 mm
10	0.3 °C	-1.6 °C	-2.7 °C	-0.1 °C	-2 °C	-3.1 °C	97 %	97 %	97 %	10 kph	5 kph	11 kph	1042 hPa	1041 hPa	1041 hPa	0 mm
11	3.1 °C	1.9 °C	-0.8 °C	2.3 °C	-0.9 °C	-4.4 °C	97 %	83 %	61 %	18 kph	11 kph	23 kph	1041 hPa	1037 hPa	1033 hPa	0 mm

2005	Temperature			Dew Point			Humidity			Speed			Pressure			Precip. Accum.
	Jun	High	Avg	Low	High	Avg	Low	High	Avg	Low	High	Avg	Gust	High	Avg	Low
12	8.5 °C	4.8 °C	2.7 °C	8.1 °C	3.9 °C	2.2 °C	97 %	94 %	83 %	13 kph	8 kph	21 kph	1034 hPa	1033 hPa	1032 hPa	0.5 mm
13	7.4 °C	5.4 °C	3.5 °C	5.1 °C	3.9 °C	3.1 °C	97 %	90 %	75 %	14 kph	8 kph	18 kph	1034 hPa	1032 hPa	1029 hPa	0 mm
14	7.4 °C	5.9 °C	4.6 °C	6.4 °C	4.9 °C	2.7 °C	97 %	93 %	84 %	16 kph	11 kph	23 kph	1029 hPa	1026 hPa	1023 hPa	1.3 mm
15	8.3 °C	6.3 °C	5.1 °C	6.5 °C	4.7 °C	3.3 °C	97 %	90 %	79 %	29 kph	19 kph	40 kph	1024 hPa	1016 hPa	1008 hPa	4.3 mm
16	8.8 °C	5.5 °C	1 °C	8.3 °C	3.3 °C	-0.8 °C	97 %	87 %	58 %	37 kph	24 kph	60 kph	1008 hPa	1001 hPa	993 hPa	11.9 mm
17	1.8 °C	0.1 °C	-1.3 °C	0.7 °C	-1.3 °C	-3.7 °C	97 %	91 %	73 %	27 kph	16 kph	39 kph	1014 hPa	1009 hPa	1003 hPa	3 mm
18	3.3 °C	0.9 °C	-0.9 °C	1.2 °C	-0.2 °C	-1.8 °C	97 %	93 %	74 %	19 kph	13 kph	24 kph	1019 hPa	1016 hPa	1014 hPa	0.8 mm
19	4.1 °C	2.1 °C	0.6 °C	3.7 °C	1.2 °C	-2.2 °C	97 %	94 %	79 %	27 kph	14 kph	200 kph	1024 hPa	1019 hPa	1014 hPa	1.8 mm
20	4.8 °C	4.1 °C	3.3 °C	3.9 °C	3.4 °C	2.9 °C	97 %	95 %	89 %	21 kph	14 kph	24 kph	1030 hPa	1027 hPa	1024 hPa	0 mm
21	5.3 °C	4.2 °C	3.2 °C	4.9 °C	3.7 °C	2.8 °C	97 %	96 %	88 %	19 kph	13 kph	29 kph	1032 hPa	1030 hPa	1028 hPa	0.5 mm
22	7.8 °C	6.2 °C	5.1 °C	7.3 °C	5.6 °C	4.7 °C	97 %	96 %	90 %	19 kph	11 kph	27 kph	1028 hPa	1027 hPa	1026 hPa	3.3 mm
23	7.9 °C	7.1 °C	6 °C	7.8 °C	6.2 °C	4.6 °C	100 %	94 %	84 %	19 kph	14 kph	29 kph	1026 hPa	1024 hPa	1022 hPa	1 mm
24	8.3 °C	6.7 °C	4.7 °C	7.2 °C	5.9 °C	4.3 °C	97 %	94 %	86 %	19 kph	13 kph	24 kph	1022 hPa	1021 hPa	1021 hPa	0.8 mm
25	8.1 °C	4.3 °C	2.1 °C	7.2 °C	2.4 °C	-1 °C	97 %	88 %	66 %	14 kph	10 kph	19 kph	1023 hPa	1021 hPa	1019 hPa	1.8 mm
26	3.5 °C	0.5 °C	-2.4 °C	2.4 °C	-0.8 °C	-4.4 °C	100 %	91 %	80 %	16 kph	8 kph	24 kph	1019 hPa	1015 hPa	1011 hPa	1.3 mm

2005	Temperature			Dew Point			Humidity			Speed			Pressure			Precip. Accum.
Jun	High	Avg	Low	High	Avg	Low	High	Avg	Low	High	Avg	Gust	High	Avg	Low	Sum
	°C	°C														
27	-0.6 °C	-1.7 °C	-2.8 °C	-1.3 °C	-4.3 °C	-5.8 °C	100 %	83 %	70 %	23 kph	13 kph	29 kph	1012 hPa	1011 hPa	1010 hPa	0 mm
28	-0.4 °C	-2.2 °C	-4.5 °C	-3.2 °C	-5.9 °C	-8.2 °C	92 %	76 %	58 %	18 kph	10 kph	26 kph	1012 hPa	1012 hPa	1011 hPa	0 mm
29	-0.6 °C	-2.1 °C	-3 °C	-1.7 °C	-3 °C	-4 °C	97 %	93 %	86 %	19 kph	13 kph	27 kph	1013 hPa	1012 hPa	1011 hPa	0.3 mm
30	0.7 °C	-1.2 °C	-2.9 °C	-1.9 °C	-5 °C	-8.8 °C	95 %	76 %	58 %	19 kph	14 kph	32 kph	1014 hPa	1006 hPa	999 hPa	0.5 mm
31	5.8 °C	3.4 °C	-2.4 °C	5.3 °C	2.8 °C	-2.9 °C	97 %	96 %	90 %	19 kph	14 kph	29 kph	999 hPa	996 hPa	994 hPa	7.4 mm

Confirm Delete

This will delete 0 data points.

You won't be able to undo this action.

[No! Go Back!](#) [Yes, delete.](#)

Hold on, now...

You are about to leave this page with unsaved changes to your data. All unsaved changes will be lost.

Are you sure you want to do that?

[No! Go Back!](#) [Yes, I'm sure.](#)



report this ad

|
why ads?

- [About](#)
- [Contact](#)
- [Jobs](#)

- [News](#)
- [Our Apps](#)
- [Weather API](#)
- [Full Screen Weather](#)
- [Personal Weather Stations](#)

- [Site Map](#)
- [Feedback](#)
- [Privacy](#)
- [AdChoices](#)

© Copyright 2016 The Weather Company, LLC

Ads help us bring you the weather for free. We want to be able to continue building great weather products for everyone.

For less than a dollar a month (\$10/yr) you can sign up for a premium membership and remove ads.

[Remove Ads](#)

×

